

**CAST SPOKE WHEELS**



**Cast Spoke Trailer Wheels Complete With Brake Drums, Bearing Cups, Spacers, Clamps and Nuts**



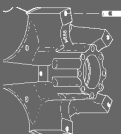
PART No.	WHEEL DIMENSIONS	BEARING CUPS		BRAKE SIZE	WEBB No.	COMMENTS
		INNER	OUTER			
<b>15 INCH SPOKE WHEEL With 12-1/4X7-1/2 Drum, "Corr-Chan" Type Spacer, Clamps and Nuts</b>						
T-W-1126319	15 INCH 3 SPOKE	653	HM212011	12 <sup>1</sup> / <sub>4</sub> X7 <sup>1</sup> / <sub>2</sub>	83153CCA	48-09763-057
T-W-1133915	15 INCH 3 SPOKE	HM218210	HM212011	12 <sup>1</sup> / <sub>4</sub> X7 <sup>1</sup> / <sub>2</sub>	70009CKA	48-14054-054
<b>20 INCH SPOKE WHEEL With 16-1/2X7 Drum, "Corr-Chan" Type Spacer, Clamps and Nuts</b>						
T-W-1032765	20 INCH 5 SPOKE	653	HM212011	16 <sup>1</sup> / <sub>2</sub> X7	85203GCA	48-07791-051
T-W-1133849	20 INCH 5 SPOKE	HM218210	HM212011	16 <sup>1</sup> / <sub>2</sub> X7	75209GCA	48-14018-051
T-W-1133922	20 INCH 3 SPOKE	HM218210	HM212011	16 <sup>1</sup> / <sub>2</sub> X7	73209GCA	
T-W-1133851	20 INCH 5 SPOKE	HM518410	HM518410	16 <sup>1</sup> / <sub>2</sub> X7	5580ZHCA	
T-W-76209GCA	20 INCH 6 SPOKE	HM218210	HM212011	16 <sup>1</sup> / <sub>2</sub> X7	76209GCA	
<b>22 INCH SPOKE WHEELS With 16-1/2X7 Drum, "Corr-Chan" Type Spacer, Clamps and Nuts</b>						
T-W-5682ZHDA	22 INCH 5 SPOKE	HM518410	HM518410	16 <sup>1</sup> / <sub>2</sub> X7	5682ZHDA	
T-W-76229GCA	22 INCH 6 SPOKE	HM218210	HM212011	16 <sup>1</sup> / <sub>2</sub> X7	76209GCA	



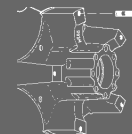
**Cast Spoke Trailer Wheels Less Brake Drums, With Bearing Cups, Spacers, Clamps and Nuts**



Part No.	Wheel Size & Description	Bearing Cups Inner	Bearing Cups Outer	Webb No.	Dayton No.	Comments
<b>15 INCH SPOKE WHEEL With "Corr-Chan" Type Spacer, Clamps and Nuts</b>						
T-W-1011778	15 Inch 3 Spoke	653	HM212011	83153--A	01-09719-010	
T-W-1011915	15 Inch 3 Spoke	HM218210	HM212011	73159--A	47-14054-002	
<b>20 INCH SPOKE WHEEL With "Corr-Chan" Type Spacer, Clamps and Nuts</b>						
T-W-1031445	20 inch 5 spoke	653	HM212011	85203--A	01-07791-002	
T-W-1011978	20 Inch 5 Spoke	HM218210	HM212011	75209--A	01-14018-013	
T-W-1011987	20 Inch 3 Spoke	HM218210	HM212011	73209--A	01-14245-003	
T-W-1011982	20 Inch 5 Spoke	HM518410	HM518410	5580Z--A	01-08990-017	
T-W-75109-K	20 INCH 5 SPOKE	HM218210	HM212011	16 <sup>1</sup> / <sub>2</sub> X7	75109GCK	
<b>22 INCH SPOKE WHEELS With "Corr-Chan" Type Spacer, Clamps and Nuts</b>						
T-W-1033908	22 Inch 5 Spoke	653	HM212011	85223--A	01-07841-016	
T-W-76229-A	22 Inch 5 Spoke	HM218210	HM212011	75229--A	01-14068-008	
T-W-76229-A	22 Inch 3 Spoke	HM218210	HM212011	73229--A	01-14246-005	



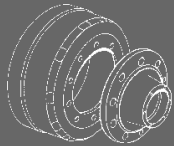
**Cast Spoke Truck Drive Wheel Less Brake Drum, With Bearing Cups, Clamps, Spacer.**



<b>20 AND 22 INCH SPOKE WHEEL WITH "CORR-CHAN" TYPE SPACER, CLAMPS AND NUTS (also available as assemblies)</b>						
Part No.	Description	Bearing Cups		Webb No.	Dayton No.	Comments
		Inner	Outer			
T-W-35607-A	20 Inch 6 Spoke	592A	572	35607--A	14395	Eaton, Rockwell "R" Series Applications.
T-W-35627-A	22 Inch 6 Spoke	592A	572	35627--A	146 95	Eaton, Rockwell "R" Series Applications.

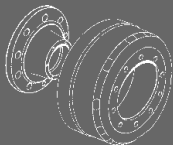


## TRAILER HUB AND DRUM ASSEMBLIES



### STEEL HUBS WITH INBOARD DRUMS With Double Cap Nuts For Use With Ball Seat Mount Disc Wheels

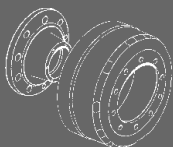
Hub Assembly Description	OEM Hub No.	Bearings Inner Cup Outer Cup	Wheel Type	Stud Type	Stud RH	Stud LH	Inner Nuts	Outer Nuts	Brake Drum	Part Numbers	
										Hub & Drum Ass'y	Hub* L/Drum
Steel, 10 Stud, 11.25" B.C. Cast Drum	1001	HM218210 HM212011	Dual Steel	Shoulder	NL5206	NL5207	RH NL5500 LH NL5501	RH NL5512 LH NL5513	16.5X7 62200	RH T-W-1013822 LH T-W-1013823	T-W-1013802 T-W-1013802
Steel, 10 Stud, 11.25" B.C. Cast Drum	1051	HM218210 HM212011	Dual Steel	Shoulder	NL5206	NL5207	RH NL5500 LH NL5501	RH NL5512 LH NL5513	12.25X7.5 63631	RH T-W-1013812 LH T-W-1013813	T-W-10519--N T-W-10519--N
Steel, 10 Stud, 11.25" B.C. Cast Drum	1221	653 HM212011	Dual Steel	Shoulder	NL5206	NL5207	RH NL5500 LH NL5501	RH NL5512 LH NL5513	16.5X7 62200	RH T-W-1010312 LH T-W-1010313	T-W-12213--N T-W-12213--N
Steel, 10 Stud, 11.25" B.C. Cast Drum	1331	HM518410 HM518410	Dual Steel	Shoulder	183102	183101	RH NL5500 LH NL5501	RH NL5512 LH NL5513	16.5X7 68730	RH T-W-1013830 LH T-W-1013831	T-W-1013804 T-W-1013804 <small>*Studs Not Included</small>



### STEEL HUBS WITH OUTBOARD DRUMS With Double Cap Nuts For Use With Ball Seat Mount Disc Wheels

Hub Assembly Description	OEM Hub No.	Bearings Inner Cup Outer Cup	Wheel Type	Stud Type	Stud RH	Stud LH	Inner Nuts	Outer Nuts	Brake Drum	Part Numbers	
										Hub & Drum Ass'y	Hub* L/Drum
Steel, 10 Stud, 11.25" B.C. Cast Drum	1020	HM218210 HM212011	Dual Steel	Shoulder	NL5308	NL5309	RH NL5500 LH NL5501	RH NL5512 LH NL5513	16.5X7 66893	RH T-W-1013824 LH T-W-1013825	T-W-1013803 T-W-1013803
Steel, 10 Stud, 11.25" B.C. Cast Drum	1320	HM518410 HM518410	Dual Steel	Serrated	159184	159183	RH NL5500 LH NL5501	RH NL5512 LH NL5513	16.5X7 66893	RH T-W-1013834 LH T-W-1013835	T-W-1320--N T-W-1320--N

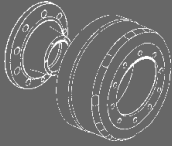
\*Studs Not Included



### STEEL HUBS WITH OUTBOARD DRUMS With Single Cap Nuts For Use With Pilot Mount Disc Wheels

Hub Assembly Description	OEM Hub No.	Bearings Inner Cup Outer Cup	Wheel Type	Stud Type	Stud RH	Nut RH	Brake Drum	Part Numbers	
								Hub & Drum Assembly	Hub* Less Drum
Steel, 10 Stud, 11.25" B.C.(285.75MM) Centrifuse Drum	2023	HM218210 HM212011	Dual Steel	Serrated	NL5106	106333	16.5X7 89999B	T-W-1013837	T-W-20231--3
Steel, 10 Stud, 11.25" B.C.(285.75MM) Cast Drum	2023	HM218210 HM212011	Dual Steel	Serrated	NL5106	106333	16.5X7 66884	T-W-1013827	T-W-20231--3
Steel, 10 Stud, 11.25" B.C.(285.75MM) Cast Drum	2023	HM218210 HM212011	Dual Alum	Serrated	NL5107	106333	16.5X7 66884	T-W-1013829	T-W-20231--5 <small>*Studs Installed</small>

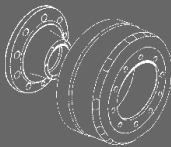
**TRAILER HUB AND DRUM ASSEMBLIES**



**STEEL HUBS WITH OUTBOARD DRUMS**  
 With Single Cap Nuts For Use With  
 Pilot Mount Disc Wheels

Hub Assembly Description	OEM Hub No.	Bearings Inner Cup Outer Cup	Wheel Type	Stud Type	Stud RH	Nut RH	Brake Drum	Part Numbers	
								Hub & Drum Assembly	Hub* Less Drum
Steel, 8 Stud, 275MM B.C. Cast Drum	2028	HM218210 HM212011	Dual Steel	Serrated	NL5106	88881	16.5X7 66875	T-W-20281UF-4-10	T-W-20281--3
Steel, 8 Stud, 275MM B.C. Centrifuse Drum	2028	HM218210 HM212011	Dual Steel	Serrated	NL5106	88881	16.5X7 88797B	T-W-1013848	T-W-20281--3
Steel, 8 Stud, 275MM B.C. Centrifuse Drum	2028	HM218210 HM212011	Dual Alum	Serrated	101161	88881	16.5X7 88797B	T-W-1013849	T-W-20281--7
Steel, 10 Stud, 11.25" B.C.(285.75MM) Cast Drum	2323	HM518410 HM518410	Dual Steel	Serrated	NL5106	106333	16.5X7 66884	T-W-1013832	T-W-23231--5

\*Studs Installed



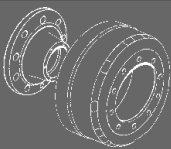
**ALUMINUM HUBS WITH OUTBOARD DRUMS**  
 With Single Cap Nuts For Use With  
 Pilot Mount Disc Wheels

Hub Assembly Description	OEM Hub No.	Bearings Inner Cup Outer Cup	Wheel Type	Stud Type	Stud RH	Nut RH	Brake Drum	Part Numbers	
								Hub & Drum Assembly	Hub* Less Drum
Aluminum, 10 Stud, 11.25" B.C. Centrifuse Drum	40231--5	HM218210 HM212011	Dual Alum	Serrated	102188	106333	16.5X7 89996B	T-W-2013829	T-W-40231--5

\*Studs Installed



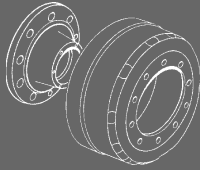
**TRAILER HUBS WITH TONE RINGS FOR ABS**



**STEEL AND ALUMINUM HUBS FOR ANTI-LOCK BRAKE SYSTEMS**

Hub Assembly Description	OEM Hub No.	Bearings Inner Cup Outer Cup	Stud Type	Stud Included	Stud Part No.	Drum Mount	Part No. Hub & Cup Assembly (Less Drum)	Comments
Steel, 10 Stud, 11.25" B.C. (285.75MM)	2023	HM218210 HM212011	Serrated	No	--	Outboard	T-W-20281--3T	Metric 8 Stud For Hub Piloted Wheels -ALUMINUM
Steel, 10 Stud, 11.25" B.C. (285.75MM)	2323	HM518410 HM518410	Serrated	No	--	Outboard	T-W-23231--3T T-W-23231--5T	<b>Dash 3 is Steel Wheel</b> Metric 10 Stud For Hub Piloted/Wheels <b>Dash 5 is Aluminum Wheel</b>
Alum, 10 Stud, 11.25" B.C.	102367	HM218210 HM212011	Serrated	Yes	RH 102190	Outboard	T-W-40231--5T	Metric 10 Stud (Unimount 10) Studs for Dual Alum Wheels
Alum, 10 Stud, 11.25" B.C.	102367	HM518410 HM518410	Serrated	Yes	RH 102190	Outboard	T-W-43431--5T	Metric 10 Stud (Unimount 10) Studs for Dual Alum Wheels

## TRAILER HUB AND DRUM ASSEMBLIES FOR ABS



### STEEL HUBS WITH OUTBOARD DRUMS WITH TONE RING FOR ABS....

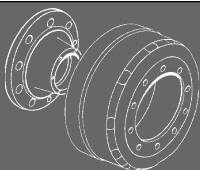
#### ....With Double Cap Nuts For Use With Ball Seat Mount Disc Wheels

Hub Assembly Description	OEM Hub No.	Bearings Inner Cup Outer Cup	Wheel Type	Stud Type	Stud RH	Stud LH	Inner Nuts	Outer Nuts	Brake Drum	Part Numbers	
										Hub & Drum Assy	Hub* L/Drum
Steel, 10 Stud, 11.25" B.C. Cast Drum	1020	HM218210 HM212011	Dual Steel	Serrated	159184	159183	RHNL5500 LHNL5501	RHNL5512 LHNL5513	16.5X7 66893	RH T-W-1513824 LH T-W-1513825	T-W-10209--NT T-W-10209--NT *Studs Not Included




#### ....With Single Cap Nuts For Use With Pilot Mount Disc Wheels

Hub Assembly Description	OEM Hub No.	Bearings Inner Cup Outer Cup	Wheel Type	Stud Type	Stud RH	Nut RH	Brake Drum	Part Numbers	
								Hub & Drum Assembly	Hub Less Drum
Steel, 10 Stud, 11.25" B.C.(285.75MM) Cast Drum	2023	HM218210 HM212011	Dual Steel	Serrated	NL5106 101162	179933	16.5X7 66884	RH T-W-1513827	T-W-20281--3T
Steel, 10 Stud, 11.25" B.C.(285.75MM) Cast Drum	2023	HM218210 HM212011	Dual Alum	Serrated	NL5106 101162	179933	16.5X7 66884	RH T-W-1513829	T-W-20281--5T
Steel, 10 Stud, 11.25" B.C.(285.75MM) Cast Drum	2323	HM518410 HM518410	Dual Steel	Serrated	NL5107 101160	179933	16.5X7 66884	RH T-W-1513832	T-W-23231--3T
Steel, 10 Stud, 11.25" B.C.(285.75MM) Cast Drum	2819001	HM218210 HM212011	Dual Steel	Serrated	in hub	3018503	16.5X7	RH T-W-9013827	T-W-2819001



### ALUMINUM HUBS WITH OUTBOARD DRUMS WITH TONE RING FOR ABS...

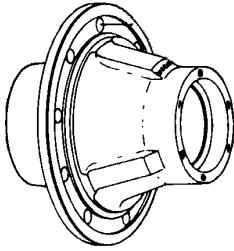


#### ..With Single Cap Nuts For Pilot Mount Disc Wheels

Hub Assembly Description	OEM Hub No.	Bearings Inner Cup Outer Cup	Wheel Type	Stud Type	Stud RH	Nut RH	Brake Drum	Part Numbers	
								Hub & Drum Assembly	Hub* Less Drum
Aluminum, 10 Stud, 11.25" B.C. Centrifuse Drum	102367	HM218210 HM212011	Dual Alum	Serrated	102190	106333	16.5X7 66864F 89996B	T-W-2613829 T-W-2513829	T-W-40231-5T T-W-40231-5T


\*Studs Installed

## TRAILER HUBS

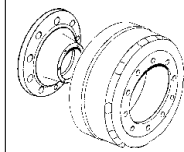


**WEBB**

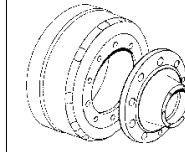
### Steel and Aluminum Hubs With and Without Studs For Inboard And Outboard Mount Drums with Cup Included



**CON MET**



**Outboard  
Mount Drum**



**Inboard Mount  
Drum**

Hub Assembly Description	CEM Hub No.	Bearings Inner Cup Outer Cup	Stud Type	Stud Included	Stud Part No.	Drum Mount	Part No. Hub & Cup Assembly (Less Drum)	Comments
Steel, 10 Stud, 11.25" B.C.	1001	HM218210 HM212011	Shoulder	No		Inboard	<b>T-W-1013802</b>	Double Cap Nuts (DCN) For Stud Piloted Wheels
Steel, 10 Stud, 11.25" B.C.	1331	HM518410 HM518410	Shoulder	No		Inboard	<b>T-W-1013804</b>	For Propar Screw-on hubcap
Steel, 10 Stud, 11.25" B.C.	1320	HM518410 HM518410	Serrated	No		Outboard	<b>T-W-1013805</b>	For Propar - Screw-on hubcap
Steel, 10 Stud, 11.25" B.C.	1020	HM218210 HM212011	Serrated Serrated	Yes Yes	RH 198510 LH 198521	Outboard Outboard	<b>T-W-10209--HR</b> <b>T-W-10209--HL</b>	Single Wheel OFF ROAD ONLY Single Wheel
Steel, 10 Stud, 11.25" B.C.	1020	HM218210 HM212011	Serrated	No		Outboard	<b>T-W-1013803</b>	
Steel, 10 Stud, 11.25" B.C. (285.75MM)	2023	HM218210 HM212011	Serrated	Yes	NL5106	Outboard	<b>T-W-20231--3</b> <b>T-W-20231--3T</b>	10 Stud Metric (Unimount 10) Studs for Dual Steel Wheels
Steel, 10 Stud, 11.25" B.C. (285.75MM)	2023	HM218210 HM212011	Serrated	Yes	NL5107	Outboard	<b>T-W-20231--5</b> <b>T-W-20231--5T</b>	10 Stud Metric (Unimount 10) Studs for Dual Alum Wheels
Steel, 8 Stud, 275MM B.C.	2028	HM218210 HM212011	Serrated	Yes	NL5106	Outboard	<b>T-W-20281--3</b>	8 Stud Metric, Studs for Dual Steel Wheels
Steel, 8 Stud, 275MM B.C.	2028	HM218210 HM212011	Serrated	Yes	101161	Outboard	<b>T-W-20281--7</b>	8 Stud Metric, Studs for Dual Alum Wheels.
Steel, 10 Stud, 11.25" B.C.	2323	HM518410 HM518410	Serrated	Yes	NL5107	Outboard	<b>T-W-23231--3</b> <b>T-W-23231--3T</b>	For Propar, Hub Piloted 10 Stud Metric Dual Steel Whls
Steel, 10 Stud, 11.25" B.C.	2323	HM518410 HM518410	Serrated	Yes	NL5107	Outboard	<b>T-W-23231--5</b> <b>T-W-23231--5T</b>	For Propar, Hub Piloted 10 Stud Metric Dual Alum Wheels
Alum, 10 Stud, 11.25" B.C.	4343	HM518410 HM518410	Serrated	Yes	RH 101150	Outboard	<b>T-W-43431--5</b>	Propar, Unimount 10 Hub Piloted Wheels
Alum, 10 Stud, 11.25" B.C.	4023	HM218210 HM212011	Serrated	Yes	RH 102190	Outboard	<b>T-W-40231--5</b>	Metric 10 Stud (Unimount 10) Studs for Dual Alum Wheels
Alum, 10 Stud, 11.25" B.C.	4023	HM218210 HM212011	Serrated	Yes	RH 102190	Outboard	<b>T-W-40231--5T</b> <b>With Tone Ring</b>	Metric 10 Stud (Unimount 10) Studs for Dual Alum Wheels
Alum, 8 Stud, 275MM B.C.	103083	HM218210 HM212011	Serrated Serrated	Yes Yes		Outboard Outboard	<b>T-W-105760</b>	Metric 8 Stud

**Note 1:** Part numbers ending in "T" indicate hub equipped with tone ring for ABS.

**Note 2:** Con Met aluminum hubs are not approved for use in "singled out" applications (the inner dual wheel and tire are not installed), or wide based singles with offsets larger than .56"