

WARNING AND EMERGENCY LIGHTS AND STROBES



2 Sealed Beams ROTO-BEACON®

- 12V, yellow lens
- Clutched gearbox design
- sealed, permanently lubricated gear box
- revolves 360 degrees
- 60-120 flashes per minute


Part No. T-E-GR76223



Incandescent Revolving Beacon

- 12.5V, yellow lens
- Bulb #1195 RP-11 bayonet
- 7" High, 6" Base
- Rugged polycarbonate/cast alum. construction
- 85 flashes per minute


Part No. T-E-TL92603Y



Medium Profile Strobe

- Yellow lens
- Under 6 inches high, 5.5" dia.
- Easy maintenance
- Sealed power supply

Singleflash, 12, 24, 36, 48, 72V
Part No. 200S
Quadflash, 12/24V
Part No. T-E-200SQ



Starburst™ Low Profile Strobes

- Yellow lens
- 3 7/8" high, 4" diameter
- Diecast base, 12, 24, 36V
- Singleflash

Surface or pipe mount:
Part No. 200Z

Magnetic mount & eye shield:
Part No. T-E-200ZM




Medium Profile Flange Base Quadflash

- Yellow lens, 5 1/2" high, 5 1/2" dia.
- Universal anodized aluminum mounting base
- Computer designed optics
- Quadflash¹, 12, 24V

Part No. T-E-240CFQ

¹Approval: SAE J1318 Class 1/2/3



Low Profile Flange Base Quadflash

- Yellow lens, 4" high, 5 1/2" diameter
- Universal mounting die cast base
- Computer designed optics
- 12, 24V
- Quadflash¹

Part No. T-E-240SFQ-A

¹Approval: SAE J1318 Class 1/2/3

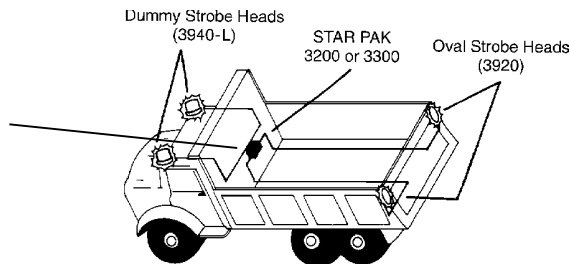


STARPAK™ 3200

Remote Power Supply

Provides Super-Bright Flash Power to your choice of 1, 2, 3 or 4 remote strobe heads. High performance with compact design. Reverse polarity protected plus overvoltage protection circuit. STAR-PAK 3200 uses only 3.2 amps peak draw for 21 joules per doubleflash per head. 40 watts.

Part No. T-E-RP320




Flange Base Quad Flash

Amber Strobe, 12-24V DC
7-1/2" High,
7-1/2" Diameter Base

Part No. T-E-200CFQ



WARNING AND EMERGENCY LIGHTS AND STROBES



9200SMQ Shown

STAR Mini-Bars



- STAR attention-getting power and reliability
 - Two internal "V" mirrors to enhance flashes
 - Quiet operation
- Mini-Bar with two 15 joule Quadflashing Strobeheads
Part No. 9200SQ
- Mini-Bar with two 15 joule Quadflashing Strobeheads, with magnetic mount.
Part No. 9200SMQ-A
- Mini-Bar with dual rotating 55 watt halogen bulbs
Part No. 9200H
- Mini-Bar with dual rotating 55 watt halogen bulbs , with magnetic mount.
Part No. T-E-9200HM



FIREBOLT

2 joule power supply, 12 to 72VDC. Applications: forklifts, electric vehicles, industrial trucks & equipment. Tough, impact resistant polycarbonate lens and housing. 3-5/8" high, 5" diameter base. Includes mounting hardware. (3 bolts)
Amber: Part No. T-E-220100-02
Clear: Part No. T-E-220100-05



PULSATOR 451

5 joule power supply, 12 to 48VDC. Applications: Snowplows, highway vehicles. Enclosed polycarbonate base. 4" tall, 6-1/2" diameter.
Amber: Part No. T-E-211680-02
Clear: Part No. T-E-211680-05



PULSATOR 551

Features 5 joule power supply, 12 to 48VDC. Applications: dump trucks, crawlers, loaders. 6" tall, 6-1/2" diameter polycarbonate base. Includes mounting hardware.
Amber: Part No. T-E-211681-02



MODEL 651

Features 8 joule power supply, 12 - 48VDC. Applications: Snowplows, highway vehicles, school buses, cranes. Anodized aluminum base with polycarbonate lens. 5-3/4" high, 6-5/8" diameter. Amber lens.

Single Flash: Part # T-E-420200-02



MODEL 851

An 8 joule power supply operates on 12-24VDC. Applications: Tow trucks, farm equipment, front loaders. Anodized aluminum base, polycarbonate lens. 7.50" high, 6.625" diameter base. Amber lens.

Double Flash: Part # T-E-420400-02
Single Flash: Part # T-E-420401-02



WARNING AND EMERGENCY LIGHTS AND STROBES



Firebolt® Plus Strobe
 Features modular power supply with replaceable flash tube. 12 to 72VDC. Enclosed base with all mounting hardware. 3.625" high, 5.00" diameter.

Part No. T-E-220200-02 Amber Lens



Model 401
 Low profile, reverse polarity protection. Isolated ground that enables both negative and positive ground installation. Rubber base absorbs vibration. 5¹¹/₁₆" high, 5⁷/₈" diameter 12-48VDC, single flash. Amber lens.

Part No. T-E-220300-02



Model 901
 Compact high intensity 16 joule strobe. Features a helical flash tube for increased light intensity. Polycarbonate lens and dust covers are standard. 5.75" high, 6.625" diameter 12-48VDC, amber lens.

Part No. T-E-211740-02 double flash



Model 1602
 16 joules. Double flash with reverse polarity protection. Clear and amber lens meet all specifications of Title 13, article 22 of California Administrative code. Polycarbonate lens and dust cover, anodized aluminum base.

8.00" high, base diameter 8.50"

Part No. T-E-420900-02



REPAIR PARTS

Description	Model	Part No.
Lenses:	851	T-E-200775-95
Strobe Base Mounting Options		
Aluminum magnetic bottom w/cigarette lighter plug	851	210050, Firebolt®
Polycarbonate Enclosed Bottom	401, 651, 851, 901, 951	T-E-210830
Polycarbonate Flanged Bottom	401, 651, 851, 901, 951	T-E-210840
Aluminum Flush Enclosed Bottom	401, 651, 851, 901, 951	T-E-210846
Polycarbonate magnet mounting kit includes magnet, cigarette lighter plug w/10' cord, bottom and mounting hardware	Pulsator 451, 551	T-E-210890
Power Supply		
Power supply, 12-48V, double flash	651, 851, 851RR	T-E-211052-95
Power supply, 12-48V, single flash	Pulsator 451, 551	T-E-211450-95
Flash Tubes		
Flash tube	Pulsator 451	T-E-439411-95
Flash tube	Pulsator 551	T-E-439290-95
Flash tube	602	T-E-211200-95
Flash Tube	Firebolt	T-E-211300-95
Flash Tube	851, 851RR	T-E-211400-95

NOTE: THIS IS THE EXTENT OF REPAIR PARTS INVENTORY AT THE TIME OF PRINTING. SOME CHANGES MAY HAVE BEEN MADE SINCE THAT TIME, ADDING OR DELETING FROM THIS LIST. WE WILL GLADLY SPECIAL ORDER ANY PARTS NOT LISTED HERE.